

Kruze

Environmental & Specification Data



KRU/1

Product Description

Possessing presence and panache, the highly versatile Kruze chair will complement a range of environments and draws the eye to its elegant form. The gently sculpted contours and generous proportions, promise outstanding sitting comfort, while the choice of fully upholstered or with contrasting Black American Walnut outer veneer, makes it adaptable for relaxed or more distinguished areas.

VOC Emission Tests

This product is tested and is compliant with:

Seating Clean Air Gold
ANSI/BIFMA e3-2019e, Sections 7.6.1, 7.6.2, 7.6.3.



Technical Certifications

BS EN 13761

Fire Requirements

Polyurethane foam meets BS 5852: Part 2
We recommend the use of wool or BS EN 1021-Crib 5 synthetic fabrics

Product Assets

We have a range of assets available for this and other products that you can find via this link: [Resource Library](#)

Company Certifications & Accreditations

Boss Design have achieved the following standards and accreditations:

- ISO 14001
- ISO 9001
- ISO 18001
- PEFC® Chain of Custody (Lyndon Design)
- FIRA Membership
- FISP Full Membership
- Returnable Packaging: CFC & HCFC Free

Product Specification

- 4 Leg,
- CMHR moulded seat and back foam
- Available fully upholstered in fabric or leather
- Glides for hard or soft floors
- Fully upholstered or with Black American Walnut or Oak show-wood outer shell

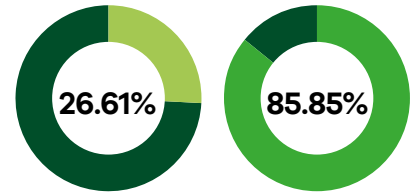
Product Dimensions

- **Height**
850 mm
33.5 inches
- **Width**
605 mm
24 inches
- **Depth**
610 mm
24 inches
- **Seat Height**
455 mm
17.75 inches
- **Seat Width**
390 mm
15.25 inches

Recycled Content Recyclable Content

Disclaimer: This data is based on KRU/

Numbers may vary based on the exact options selected.



CO² Measure

N.B. these FootPrints have been calculated using a 2019 data set and have been produced using the FIRA methodology.

0.025 tonnes

CO² per chair

25.28 tonnes

CO² per 1,000 chairs

Material Data & Environmental Breakdown

Materials	Weight (kg)	Weight (%)	Recycled Content (%)	Recyclability (%)	Provenance
Beech	2.47	17.35	0	100	-
LDPE	0.08	0.56	0	100	-
Nylon	0.042	0.3	0	100	-
Paper	0.66	4.64	0	100	-
Polyurethane Foam	2.015	14.15	0	0	-
Steel	3.7885	26.61	100	100	-
Timber	5.18	36.39	0	100	-
Totals	14.24kg	100%	26.61%	85.85%	

Kruze

Environmental & Specification Data



KRU/4/CASTORS

Product Description

Possessing presence and panache, the highly versatile Kruze chair will complement a range of environments and draws the eye to its elegant form. The gently sculpted contours and generous proportions, promise outstanding sitting comfort, while the choice of fully upholstered or with contrasting Black American Walnut outer veneer, makes it adaptable for relaxed or more distinguished areas.

VOC Emission Tests

This product is tested and is compliant with:

Seating Clean Air Gold
ANSI/BIFMA e3-2019e, Sections 7.6.1, 7.6.2, 7.6.3.



Technical Certifications

BS EN 15373

Fire Requirements

Polyurethane foam meets BS 5852: Part 2
We recommend the use of wool or BS EN 1021-Crib 5 synthetic fabrics

Product Assets

We have a range of assets available for this and other products that you can find via this link: [Resource Library](#)

Company Certifications & Accreditations

Boss Design have achieved the following standards and accreditations:

- ISO 14001
- ISO 9001
- ISO 18001
- FSC® Chain of Custody Certification
- PEFC® Chain of Custody (Lyndon Design)
- FIRA Membership
- FISP Full Membership
- Returnable Packaging: CFC & HCFC Free

Product Specification

- 4 Star with Castors, 5 star with castors
- CMHR moulded seat and back foam
- Available fully upholstered in fabric or leather
- Black Castors
- Also available with Black American Walnut or Oak show-wood outer shell

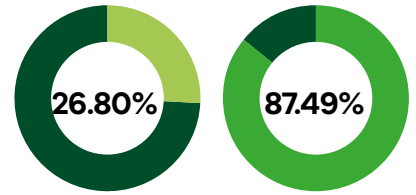
Product Dimensions

- **Height**
855 mm
33.5 inches
- **Width**
605 mm
24 inches
- **Depth**
610 mm
24 inches
- **Seat Height**
455 mm
18 inches
- **Seat Width**
390 mm
15.25 inches

Recycled Content Recyclable Content

Disclaimer: This data is based on
KRU/4/CASTORS

Numbers may vary based on the
exact options selected.



Material Data & Environmental Breakdown

Materials	Weight (kg)	Weight (%)	Recycled Content (%)	Recyclability (%)	Provenance
Beech	7.65	47.50	0	100	-
PA6	0.00	0.02	0	100	-
Nylon	0.05	0.30	0	100	-
Fibreboard	0.66	4.10	10	100	-
Polyurethane Foam	2.02	12.51	0	0	-
Steel	3.79	23.52	100	100	-
Aluminium	1.40	8.69	33	100	-
PA/Steel	0.54	3.35	0	100	-
Totals	16.11kg	100%	26.80%	87.49%	

Kruze

Environmental & Specification Data

boss



KRU/6

Product Description

Possessing presence and panache, the highly versatile Kruze chair will complement a range of environments and draws the eye to its elegant form. The gently sculpted contours and generous proportions, promise outstanding sitting comfort, while the choice of fully upholstered or with contrasting Black American Walnut outer veneer, makes it adaptable for relaxed or more distinguished areas.

VOC Emission Tests

This product is tested and is compliant with:

Seating Clean Air Gold
ANSI/BIFMA e3-2019e, Sections 7.6.1, 7.6.2, 7.6.3.



Technical Certifications

4 Star Castors - BS EN 15373
4 Star - BS EN 13761

Fire Requirements

Polyurethane foam meets BS 5852: Part 2
We recommend the use of wool or BS EN 1021-Crib 5 synthetic fabrics

Product Assets

We have a range of assets available for this and other products that you can find via this link: [Resource Library](#)

Company Certifications & Accreditations

Boss Design have achieved the following standards and accreditations:

- ISO 14001
- ISO 9001
- ISO 18001
- FSC® Chain of Custody Certification
- PEFC® Chain of Custody (Lyndon Design)
- FIRA Membership
- FISP Full Membership
- Returnable Packaging: CFC & HCFC Free

Product Specification

- 4 leg stool with back
- CMHR moulded seat and back foam
- Available fully upholstered in fabric or leather
- Glides for hard or soft floors
- Fully upholstered or with Black American Walnut or Oak show-wood outer shell

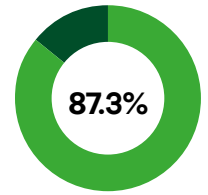
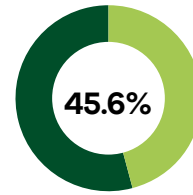
Product Dimensions

- **Height**
1060 mm
41.75 inches
- **Width**
605 mm
24 inches
- **Depth**
610 mm
24 inches
- **Seat Height**
770 mm
30.25 inches
- **Seat Width**
390 mm
15.25 inches

Recycled Content Recyclable Content

Disclaimer: This data is based on KRU/6

Numbers may vary based on the exact options selected.



CO² Measure

N.B. these FootPrints have been calculated using a 2019 data set and have been produced using the FIRA methodology.

0.024 tonnes

CO² per chair

23.58 tonnes

CO² per 1,000 chairs

Material Data & Environmental Breakdown

Materials	Weight (kg)	Weight (%)	Recycled Content (%)	Recyclability (%)	Provenance
Beech	4.63	36.12%	0%	100%	-
Fibreboard	0.66	5.14%	10%	100%	-
LDPE	0.08	0.62%	0%	100%	-
Nylon	0.04	0.33%	0%	100%	-
Polyurethane Foam	0.77	6%	0%	0%	-
PU	0.86	6.70%	0%	0%	-
Steel	5.79	45.09%	100%	100%	-
Totals	12.83 kg	100%	45.6 %	87.3 %	