






Range Information

- Fully upholstered in any fabric or leather
- CMHR moulded seat and back foams
- Polished cast aluminum knuckle detail
- Hard compound polyurethane arm sleeves
- Chrome base or frame
- Stackable or non-stackable cantilever frame options
- Stackable 3 high



PRO/	Code:	Description	COM	2	3	4	5	6	7	8	9	10	COL	L1	L2	L3	(ly)	(ft²)	(lb)
	PRO/2	Cantilever visitor chair with arms on a chrome non-stacking frame	1102	1136	1176	1204	1252	1286	1346	1414	1500	1580	1142	1510	1740	2454	1.25	23	22
DIMENSIONS Height: 845mm (33.25") Width: 555mm (22") Depth: 605mm (23.75") Seat Height: 460mm (18.25") Seat Depth: 460mm (18.25") Arm Height: 685mm (27")																			
	PRO/3	Cantilever visitor chair with arms on a chrome stacking frame	1078	1112	1152	1180	1228	1262	1322	1390	1476	1556	1118	1486	1716	2430	1.25	23	22
	PRO/4	Chair with arms on a polished 4 star swivel base	1666	1700	1740	1768	1816	1850	1910	1978	2064	2144	1710	2078	2308	3022	1.25	23	31
DIMENSIONS Height: 865mm (34") Width: 555mm (22") Depth: 470mm (18.5") Seat Height: 465mm (18.25") Seat Depth: 470mm (18.5") Arm Height: 705mm (27.75")																			

N.B. Leather is a natural material which will crease and 'puddle'.

Fabric Linear Yard Leather Square Footage Product Weight

Options

CODE:	DESCRIPTION	\$
P5	5 star polished swivel base on castors (additional price to PRO/4)	96

Product Certification
BS EN 13761: 2002

