









MAR/ MEETING CHAIR	Code:	Description	COM	2	3	4	5	6	7	8	9	10	COL	L1	L2	L3	 (ly)	 (ft²)	 (lb)
 MAR/1	MAR/1	Plastic back Non-arm 4 leg Silver frame	634	664	702	710	722	764	790	858	876	964	668	954	1132	1374	0.90	17	13
 MAR/2	MAR/2	Semi-upholstered back Non-arm 4 leg Silver frame	684	714	752	760	772	814	840	908	926	1014	718	1004	1182	1424	0.90	17	13
 Fully upholstered back	MAR/3/C	Fully upholstered back Non-arm 4 leg Chrome Standard frame	882	918	964	974	988	1040	1070	1154	1176	1284	924	1262	1470	1756	1.10	20	15

DIMENSIONS	Fabric Linear Yard	Leather Square Footage	Product Weight
Height: 800mm (31.5")			
Width: 515mm (20.25")			
Depth: 550mm (21.75")			
Seat Height: 450mm (17.75")			
Seat Depth: 450mm (21.75")			
Arm Height: 675mm (26.5")			

Back Colors



Black back



Grey back



White back









Plastic back



Semi upholstered
back



Fully upholstered
back

MAR/ CANTILEVER CHAIR	Code:	Description	COM	2	3	4	5	6	7	8	9	10	COL	L1	L2	L3	 (ly)	 (ft²)	 (lb)
 MAR/4	MAR/4	Plastic back cantilever Non-arm silver frame	686	716	754	762	774	816	842	910	928	1016	720	1006	1184	1426	0.90	17.00	13
 MAR/5	MAR/5	Semi-upholstered back cantilever Non-arm with silver frame	728	758	796	804	816	858	884	952	970	1058	762	1048	1226	1468	0.90	17.00	13
 MAR/6/C	MAR/6/C	Fully upholstered back cantilever Non-arm Chrome frame	966	1002	1048	1058	1072	1124	1154	1238	1260	1368	1008	1346	1554	1840	1.10	20.00	15

DIMENSIONS
Height: 810mm (32")
Width: 510mm (20")
Depth: 550mm (21.75")
Seat Height: 450mm (17.75")
Seat Depth: 450mm (17.75")
Arm Height: 680mm (26.75")



Options

CODE:	DESCRIPTION	\$
P4	4 star polished swivel base (MAR/1, MAR/2, MAR/3)	488
P5	5 star polished swivel base on castors (MAR/1, MAR/2, MAR/3)	326
4C	Castors Option on 4 leg frame	80
C	Chrome frame	80
A	Arms	78
LMB	Linking mechanism plastic (excludes MAR/7)	46
WT	Writing tablet (Non-arm version only)	222
ST	Stacking trolley (MAR/1, MAR/2, MAR/3)	506

Painted Frame Options

Color Choice	RAL 9005	RAL 9016	RAL 060 60 05	RAL 240 20 22	RAL 220 70 10	RAL 1015	RAL 6013	RAL 8004
Suffix*	PF/B	PF/ W	PF/ SG	PF/ DB	PF/ LB	PF/ LIV	PF/ RGN	PF/ CB
4 Leg	112	112	112	112	112	112	112	112
Canti	112	112	112	112	112	112	112	112

