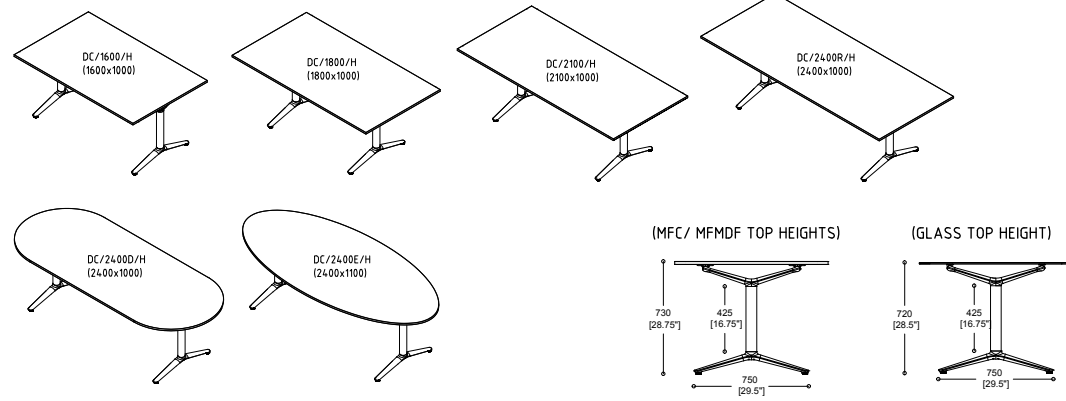


### Table Tops

Available in four top sizes: 63", 71", 82.75" and 94.5".

In three top shapes: Rectangular, elliptical and lozenge

Wooden Table Tops are 0.75" thick



### Glass Table Tops

Available in three top sizes: 63", 71" and 82.75"

Available in Rectangular table tops only

Glass Table Tops are 0.5" thick




### Table Frame & Leg Finishes

#### Standard:

Black 9005 or White RAL 9016 painted leg with Black 9005, White RAL 9016 or polished raised foot

#### Optional:

Any of the standard Boss RAL colors for an additional upcharge



### Boss Design Suggested Power & Data Options

Various power and data options are available to specify on Indi Desking however we recommend the following as standard: ARC-H LD, Pixel with TUF A&C and Phase units.

As standard, power is located centre of the table and runs parallel with the longest edges.

For customers own power please contact us for compatibility

Power **NOT** available on glass tops



ARC-H LD  
Black or White

Pixel  
1x Power +TUF

Phase  
1x Power, 1x TUF

### Detailed Specification

#### Leg Column, Frame & Foot Finishes

The Indi Static Meeting frame and foot finishes consist of aluminum components available in the following finishes:

#### Standard leg column and foot finish combinations:

- Polished Aluminum foot with Black RAL 9005
- Polished Aluminum foot with White RAL 9016
- Choice of 8 additional painted frame colors (see page opposite for full range of colors)

#### Non - Standard frame, leg & foot finishes:

- Other RAL colors - POA and subject to minimum order quantities

#### Frame Height

The Indi Static table frame height varies depending on what foot option is specified:

- Standard Foot: **28.25" high** with a glass top added.
- Raised Foot: **28.25" high** with a glass top added.
- Standard Foot: **28.75" high** with an 0.75" top added.
- Raised Foot: **28.75" high** with an 0.75" top added.

Please note tolerances are within +/- 10mm.

#### Top Finishes

A choice of tops available as follows:

Standard Finishes - 0.75" Laminate, MF MDF, Oak & ABW Veneer, Fenix and 0.5" clear glass. Available either with a square as standard or as an optional 2.75" radius edge.

#### Edge Details

Available as a square edge as standard with 2.75" radius as an optional upgrade.

- 0.75" Laminate - Matching color edge
- 0.75" Veneer - Solid Edge
- 0.75" Fenix - Matching Edge
- 0.5" Glass top - Radius corners only

#### Grain Direction ←

Single table top pieces - Grain runs lengthways

#### Table Power Suggestions

Indi is available with the following power and data options:

- ARC-H LD
- Pixel
- Phase

Please see power and data page for full specification



Pixel

ARC-H LD

Phase

A 72" starter cable is supplied as standard however other lengths are available.

If you wish to use an alternative power unit, please contact customer service for compatibility.

#### Power Location

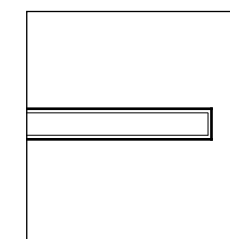
ACDC power locations are available central, left or right to the table and parallel to the longest edge. Positioning may vary depending on the type of power unit specified. **No P&D available on glass options.**

#### Digital Assets

We hold a library of assets for our Deploy product range which you can find by scanning the QR code below. If you are viewing our interactive PDF, simply click on the QR code to be taken directly there.




#### Edge Details Square Edge




Side Profile

#### 70mm Radius Corners



Plan View

#### RAL Colors\* Standard Finish Colors



Black RAL 9005

White RAL 9016

\*Due to the printing process, colors are approximate. Please view an RAL color chart for accurate color representation



**Features**

- Five top sizes
- Rectangular, elliptical & oval
- Laminate, Laminate, Veneer, Fenix
- Glass Top – rectangular only
- Power & data available
- Cable management solutions available
- Eight color frame options plus polished foot option
- Black frame with polished foot as standard
- Levelling feet



TOP SHAPE	Code	Description	Size		Seats Approx.	Square Edge Only			Clear Glass Top	Product Weight (lb)
			L x W			Laminate Matching Edge	Oak Or ABW Veneer Solid Edge	Fenix Matching Edge		
Rectangular	IND/1600/H/P/B	Polished High Feet & Black Frame	63"	39.25"	4	0.75"	0.75"	0.75"	0.5"	-
Rectangular	IND/1600/H/B/B	Black High Feet & Black Frame	63"	39.25"	4	2762	3672	4194	3672	-
Rectangular	IND/1800/H/P/B	Polished High Feet & Black Frame	70.75"	39.25"	4-6	2862	3772	4296	3772	-
Rectangular	IND/1800/H/B/B	Black High Feet & Black Frame	70.75"	39.25"	4-6	2824	3810	4240	3810	-
Rectangular	IND/2100/H/P/B	Polished High Feet & Black Frame	82.75"	39.25"	6	2926	3912	4342	3912	-
Rectangular	IND/2100/H/B/B	Black High Feet & Black Frame	82.75"	39.25"	6	3684	4198	4620	4198	-
Rectangular	IND/2400R/H/P/B	Polished High Feet & Black Frame	94.5"	39.25"	8	3784	4300	4722	4300	-
Rectangular	IND/2400R/H/B/B	Black High Feet & Black Frame	94.5"	39.25"	8	3794	4310	4730	N/A	-
Rectangular	IND/2400E/H/P/B	Polished High Feet & Black Frame	94.5"	39.25"	8	3896	4408	4830	N/A	-
Rectangular	IND/2400E/H/B/B	Black High Feet & Black Frame	94.5"	39.25"	8	4098	4712	5218	N/A	-
Lozenge	IND/2400D/H/P/B	Polished High Feet & Black Frame	94.5"	39.25"	8	4198	4814	5320	N/A	-
Lozenge	IND/2400D/H/B/B	Black High Feet & Black Frame	94.5"	39.25"	8	4098	4712	5218	N/A	-
Lozenge	IND/2400E/H/P/B	Polished High Feet & Black Frame	94.5"	39.25"	8	4198	4814	5320	N/A	-
Lozenge	IND/2400E/H/B/B	Black High Feet & Black Frame	94.5"	39.25"	8	4198	4814	5320	N/A	-

TABLES

Product Weight

**Options**

CODE:	DESCRIPTION	\$
ARC-H LD	Wireless charging - Black or White	300
PIXEL	White Pixel - 1x Power and 1x TUF A+C	460
PHASE	White Phase - 1x Power & 1x TUF A+C	440
PATHFINDER	Pathfinder - Dining height - See page 520	140
RC	2.75" Radius corners (Glass tops have radius corners as standard)	112
CUT OUT	Cut out for customers own power	112

**Painted Frame Options**

Color Choice	RAL 9005	RAL 9016	RAL 060 60 05	RAL 240 20 22	RAL 220 70 10	RAL 130 30 20	RAL 040 50 50	RAL 070 70 80
Suffix*	B	W	SG	DB	LB	GN	CR	Y
\$	inc	inc	946	946	946	946	946	946