



# Deploy

Tables - Flip Top & Static

### Table Tops

Available in five table top shapes: Square, Rectangle, Barrel, Circular & Elliptical

Three standard finishes: Laminate, Veneer & Fenix. See appendix for Boss Design's standard colourways

Also available in a Poseur height configuration



Circular Flip Top



Standard or Poseur Height



Deploy Table Edge Linking

### Table Frame & Leg Finishes

**Standard:**  
Black or Grey painted frame with polished foot/glide

**Optional:**  
Black or Grey painted frame, foot & glide.

**N.B.** Flip Tops only available with polished foot. Powder coated RAL Colors can be specified however you must be aware that there is a risk of chipping. Contact us for more details.



Single Grey frame & foot with polished leg & castors.



Single Black Leg, Foot & glides



Single Black Nylon\* Leg, Foot & glides

\*Deploy Nylon leg, foot & glides is made from recycled Nylon



Black frame & polished double leg with glides



Black frame & double leg with glides



Grey frame & Grey double leg with glides



Grey frame & Polished double leg with glides

### Cable Management & Modesty Panels

Deploy Flip Top tables are available with or without cable management, as shown right.

**N.B.** Modesty Panels cannot be used as a cable management tray due to the fact they feature one set of hook loops only (see right).



Cable Management



Modesty Panel

### Power & Data Management Options

Various power and data options are available to specify on Deploy so please **See page 379** for the full range available

As standard, power is located center of the table and runs parallel with the longest edges.

Drawings are provided for your reference prior to ordering and are to be used as a guide

For customers own power please contact us for compatibility



Pixel Power Unit - Surface Mounted

# boss

### Specification

#### Legs & Frame

The Deploy consists of a painted steel frame, aluminum lower leg in either polished or optional matching painted finish.

#### Standard frame finishes:

Black RAL 9005  
Silver RAL 9006  
Standard lower leg/glides finishes  
Polished Aluminum

#### Optional leg/glide finishes

**(Not available on flip top due to high risk of paint chipping)**  
Black - RAL 9005  
Silver - RAL 9006

#### Legs Positioning

Deploy flip top tables have the option to specify either outset or inset legs at no additional charge.

#### Foot Finish

Deploy is available with braked silver castors or polished/painted aluminum glides.

#### Please Note:

Deploy table with Glides is 29.25" (740mm) High  
Deploy table with Castors is 28.75" (730mm) High

#### Table Top Detail

1" Across the whole range  
Laminate - Square Edge Only

Square or Chamfered (chamfered available on static tables only):  
Laminate  
Veneer  
Fenix

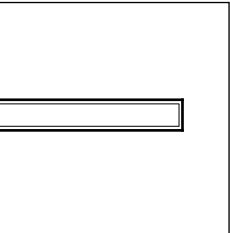
#### Grain Direction ↩

Single table top pieces - Grain runs lengthways  
Two or more table top pieces - Grain runs widthways

#### Table Top Linking

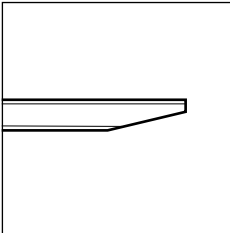
Linking is available in the following locations:  
Long Side (4 Links per table)  
Short side (4 Links per table)  
All Round Linking (8 links per table up to 78" (2000mm) tops - 10 per table if table length is over 78" (2000mm)

#### Edge Details Square Edge




Side Profile

#### Chamfered Edge Static Tables Only




Side Profile

#### 4" Radius Corners




Plan View

#### RAL Colors\* Standard Finish Colors



Black RAL 9005



Silver RAL 9006

\*Due to the printing process, colors are approximate.  
Please view an RAL color chart for accurate color representation

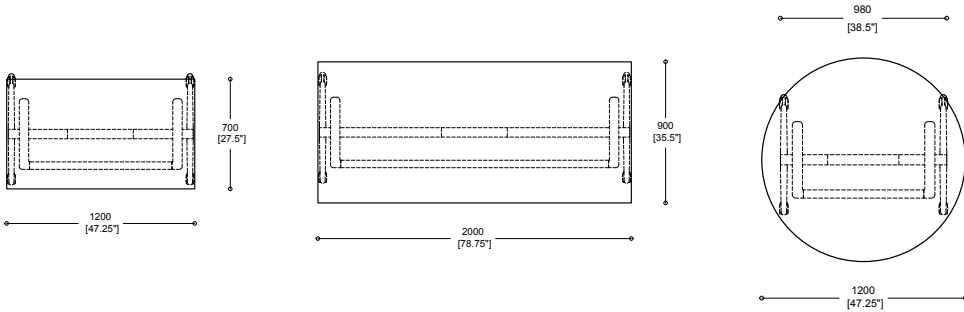


Outset Leg

The smallest & largest line drawings for the Deploy Flip Top tables with Outset Legs are shown (right) for reference.

A complete and detailed list of sizes and specifications can be viewed by scanning the QR code below.

If you are viewing this digitally, simply click the QR code below.



Inset Leg

The smallest & largest line drawings for the Deploy Flip Top tables with Inset Legs are shown (right) for reference.

A complete and detailed list of sizes and specifications can be viewed by scanning the QR code below.

If you are viewing this digitally, simply click the QR code below.

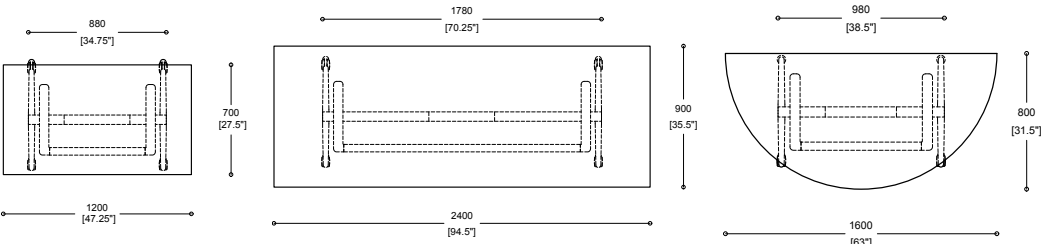



TABLE TOP SHAPE	Code:	Size			Seats	No. of Tops	Edge Only			 (lb)
		L x W x H					Laminate 1"	Veneer 1"	Fenix 1"	
Rectangle	DEP/F/R/107	39.25	27.5	29.25	4	1	2528	2946	2738	-
Rectangle	DEP/F/R/109	39.25	35.5	29.25	4	1	2592	3020	2810	-
Rectangle	DEP/F/R/127	47.25	27.5	29.25	4	1	2680	3098	2898	-
Rectangle	DEP/F/R/147	55	27.5	29.25	6	1	2772	3200	3060	-
Rectangle	DEP/F/R/1575	59	29.5	29.25	6	1	2788	3226	3070	-
Rectangle	DEP/F/R/168	63	31.5	29.25	6	1	3058	3320	3942	-
Rectangle	DEP/F/R/189	70.75	35.5	29.25	6	1	3108	3504	3990	-
Rectangle	DEP/F/R/209	78.75	35.5	29.25	8	1	3144	3626	4042	-
Rectangle	DEP/F/R/229	86.5	35.5	29.25	8	1	3256	3806	4224	-
Rectangle	DEP/F/R/249	94.5	35.5	29.25	10	1	3486	3814	4388	-
Poseur Height - 43.5" High										
Rectangle	DEP/F/P/R/1575	59	29.5	43.25	4	1	2798	3242	3078	-
Rectangle	DEP/F/P/R/189	70.75	35.5	43.25	6	1	3206	3600	4082	-
Rectangle	DEP/F/P/R/209	78.75	35.5	43.25	8	1	3242	3722	4136	-
Circular										
Circular	DEP/F/C/10	39.25 Dia		29.25	4	1	2650	2744	3644	-
Circular	DEP/F/C/12	47.25 Dia		29.25	4	1	2788	2874	3694	-
Circular	DEP/F/C/14	55 Dia		29.25	4	1	2844	3104	3894	-
Semi-Circular										
Semi-Circular	DEP/F/SC/168	63	31.5	29.25	3	1	3026	3260	3966	-
Semi-Circular	DEP/F/SC/189	70.75	35.5	29.25	3	1	3066	3414	4010	-

 Product Weight



Nylon Leg & Black Castors



Nylon Leg & Black Glides



Linking mechanism & placement locations



Options

CODE:	DESCRIPTION	\$
PF	Painted Frame Only Finishes RAL 9005 & RAL 9006	Inc
LINKING LOCATIONS	Long Side	104
	Short Side	104
	All Round - 78.75" tables or less	204
	All Round - 78.75" table and larger	246
NYLON LEG	Recycled Nylon leg (70% recycled content)	No Cost
NYLON-FEET	Lockable Black Castors or black Glides	Inc
FEET	Lockable Silver Castors or Polished Glides	Inc

CODE:	DESCRIPTION	\$
CABLE MANAGEMENT	Cable Tray - Black	172
	Modesty Panel - Black	172
	Vertical Cable Management - Black	90
RAD 1	100mm (4") radius corners - Single top	336
CUT OUT	Cut out for customers own power & data	116
PIXEL	White Pixel - 1x Power and 1x TUF A+C	295
P&D	Power & Data Options - See power & data	Page 379

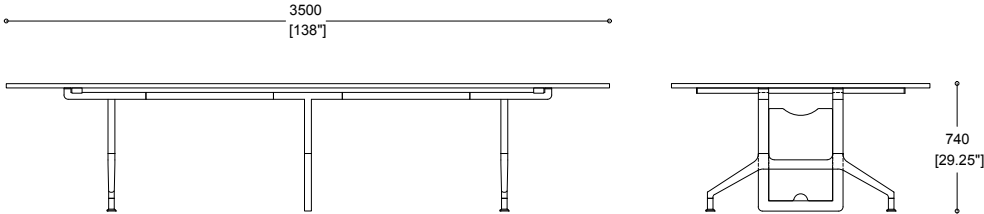


Multi Leg

Deploy Static tables above L3000mm (118.75") feature a cable managed central leg (shown above & right).

A complete and detailed list of sizes and specifications can be viewed by scanning the QR code below.

If you are viewing this digitally, simply click the QR code below.



Deploy Static Barrel

As part of the Deploy Static range we offer a Barrel shaped top profile (shown right). The sizings shown in the pricing table states the size of the table in the following format:

Table Length x Widest Width x Narrowest Width.

In the line drawing shown, this table is shown as:

W4500mm x W1500 x W1200 (W177.25" x 59" x 47.25")

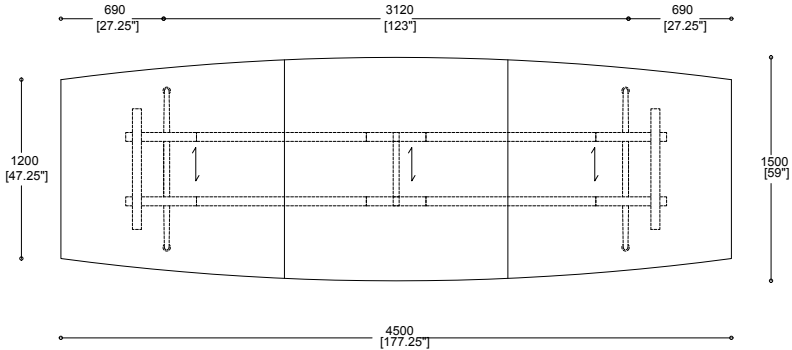



TABLE TOP SHAPE		Code:	Size L x W (all 29.25" Hign)		No. of Mid Legs	Seats Approx.	No. of Tops	Square OR Chamfered Edge			 (lb)
								Laminate 1"	Veneer 1"	Fenix 1"	
NON-CABLE MANAGED LEG	Rectangle	DEP/S/R/127	47.25	27.5	N/A	4	1	2388	2786	2682	-
	Rectangle	DEP/S/R/147	55	27.5	N/A	6	1	2456	2854	2838	-
	Rectangle	DEP/S/R/1575	59	29.5	N/A	6	1	2448	2864	2828	-
	Rectangle	DEP/S/R/168	63	31.5	N/A	6	1	2698	2938	3688	-
	Rectangle	DEP/S/R/189	70.75	35.5	N/A	6	1	2734	3094	3722	-
	Rectangle	DEP/S/R/209	78.75	35.5	N/A	8	1	2726	3108	3728	-
	Rectangle	DEP/S/R/249	94.5	35.5	N/A	10	1	5052	5504	6326	-
	Rectangle (Double Leg)	DEP/S/R/2412	94.5	47.25	N/A	10	1	3230	3540	4322	-
	Rectangle (Double Leg)	DEP/S/R/3012	118	47.25	N/A	12	2	8086	9040	10660	-
	Rectangle (Double Leg)	DEP/S/R/3015	118	59	N/A	12	2	8614	9430	10710	-
CABLE MANAGED LEG	Rectangle (Double Leg)	DEP/S/R/3512	137.75	47.25	1	12	3	10894	11522	13112	-
	Rectangle (Double Leg)	DEP/S/R/3515	137.75	59	1	12	3	11182	12112	13452	-
	Rectangle (Double Leg)	DEP/S/R/4012	157.5	47.25	1	16	3	11446	12420	13752	-
	Rectangle (Double Leg)	DEP/S/R/4015	157.5	59	1	16	3	11432	12390	13630	-
	Rectangle (Double Leg)	DEP/S/R/4515	177.25	59	1	16	3	11802	12584	14258	-
	Rectangle (Double Leg)	DEP/S/R/5012	196.75	47.25	1	18	4	13694	14224	17024	-
	Rectangle (Double Leg)	DEP/S/R/5015	196.75	59	1	18	4	14460	14760	17606	-
	Rectangle (Double Leg)	DEP/S/R/5515	216.5	59	2	18	4	15610	16280	18778	-
	Rectangle (Double Leg)	DEP/S/R/6015	236.25	59	2	20	4	15890	16620	19080	-
Barrel			Dimensions show length, thickest width & narrowest width		L x TW x NW						
	Barrel (Double Leg)	DEP/S/B/241512	94.5" x 59" x 47.25"		N/A	8	1	4628	5592	6416	-
	Barrel (Double Leg)	DEP/S/B/301512	118" x 59" x 47.25"		N/A	12	2	9560	10380	11678	-
	Barrel (Double Leg)	DEP/S/B/351512	137.75" x 59" x 47.25"		1	15	3	12594	13540	14898	-
	Barrel (Double Leg)	DEP/S/B/401512	157.5" x 59" x 47.25"		1	14	3	12836	13810	15074	-
Circular											
	Circular	DEP/S/C/15	59" dia		N/A	4	1	3486	3762	4594	-

Options

CODE:	DESCRIPTION	\$	CODE:	DESCRIPTION	\$
PAINTED FRAMES PF	Painted Frame Only Finishes RAL 9005 & RAL 9006	inc	CABLE MANAGEMENT	Cable Tray - Black	172
	Black or Silver frame with polished foot & Glide	inc		Modesty Panel - Black	172
	Single Leg Painted frame with Glides (per table)	202		Vertical Cable Management - Black	90
	Double Leg Painted frame with Glides (per table)	322	RAD 1	4" radius corners - Single top	336
LINKING LOCATIONS	Long Side	104	RAD 2	4" radius corners - Double top	672
	Short Side	104	CUT OUT	Cut out for customers own power & data	116
	All Round - 78.75" tables or less	204	PIXEL	White Pixel - 1x Power and 1x TUF A+C	295
	All Round - 78.75" table and larger	246	P&D	Power & Data Options - See power & data page 379	
NYLON LEG	Recycled Nylon leg (70% recycled content) Single leg only (up to 94.5" x 35.5")	No Cost			
FEET	*Lockable Silver Castors (*table size/weight dependant) <b>or</b> Polished Glides	inc			